

# Berker Integro Design Classic





# Berker Integro Design Classic

The classic in the Berker Integro family. Timeless design elements, such as rounded corners and smooth or structured surfaces, perfectly combined with modern design parameters such as flat surface geometry and a discrete radius on the corners. Thus the Design Classic installations advance to real eye-catchers.

The granite-black, silk-matt lacquered design guarantees a special operating experience. An innovative refined surface lacquer offers exceptional haptics for the connoisseur.




# 03

## Page

---

Frames	88
Surface-mounted housing	91

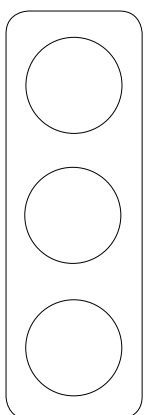
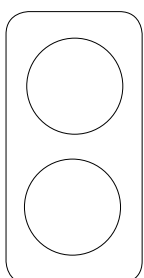

---

 Marked items are suitable for splash-protected IP44 installation when used in conjunction with the corresponding sealing set.

# Product examples

## Berker Integro

### Design Classic



## Dimensions

### Frame 1-3gang (W x H)

1-gang: 59.5 x 59.5 mm

2-gang: 59.5 x 119 mm

3-gang: 59.5 x 178.5 mm



## Frames/Covers/ Central inserts

### Plastic, glossy

Grey	similar to RAL 7038
Polar white	similar to RAL 9010
Red	similar to RAL 3003
Green	similar to RAL 6032
Orange	similar to RAL 2008

### Plastic, lacquered, silk matt

Granite black	similar to RAL 7026
---------------	---------------------

### plastic, galvanised


Chrome glossy	similar to RAL 9023
Chrome matt	similar to RAL 9006
Gold glossy	

### Plastic, matt

Brown	similar to RAL 8017
Black	similar to RAL 9011



Frames



**Frame 1gang**

▶ 214

Design	Order no.	PU
brown matt	<b>8 1827 01</b>	200
grey glossy	<b>8 1827 07</b>	200
polar white glossy	<b>8 1827 09</b>	200
black matt	<b>8 1827 05</b>	200
brown matt	<b>9 1827 01</b>	10
grey glossy	<b>9 1827 07</b>	10
polar white glossy	<b>9 1827 09</b>	10
black matt	<b>9 1827 05</b>	10
granite black, silk matt, lacquered	<b>9 1827 45</b>	10
chrome glossy, galvanised	<b>9 1827 18</b>	10
chrome matt, galvanised	<b>9 1827 28</b>	10
gold glossy, galvanised	<b>9 1827 38</b>	10
stainless steel matt lacquered	<b>9 1827 04</b>	10
red glossy	<b>9 1827 86</b>	10
green glossy	<b>9 1827 87</b>	10
orange glossy	<b>9 1827 88</b>	10



**Frame, screw mounting**

▶ 214

Design	Order no.	PU
black matt	<b>9 1827 10</b>	10



**Frame 2gang**

▶ 214

– for vertical and horizontal mounting

Design	Order no.	PU
brown matt	<b>8 1826 11</b>	100
grey glossy	<b>8 1826 07</b>	100
black matt	<b>8 1826 15</b>	100
brown matt	<b>9 1826 11</b>	2
grey glossy	<b>9 1826 07</b>	2
polar white glossy	<b>9 1826 19</b>	2
black matt	<b>9 1826 15</b>	2
granite black, silk matt, lacquered	<b>9 1826 45</b>	2
chrome glossy, galvanised	<b>9 1826 18</b>	2
chrome matt, galvanised	<b>9 1826 28</b>	2
stainless steel matt, lacquered	<b>9 1826 14</b>	2
gold glossy, galvanised	<b>9 1826 38</b>	2



**Frame 3gang**

▶ 214

– for vertical and horizontal mounting

Design	Order no.	PU
brown matt	<b>9 1819 11</b>	2
grey glossy	<b>9 1819 07</b>	2
polar white glossy	<b>9 1819 19</b>	2
black matt	<b>9 1819 15</b>	2
granite black, silk matt, lacquered	<b>9 1819 45</b>	2

**Frames with hinged cover**



**Frame with hinged cover**

▶ 214

- without sealing
- for covering of socket outlets

Design	Order no.	PU
brown matt	<b>8 1828 01</b>	200
grey glossy	<b>8 1828 07</b>	200
polar white glossy	<b>8 1828 09</b>	200
black matt	<b>8 1828 05</b>	200
brown matt	<b>9 1828 01</b>	10
grey glossy	<b>9 1828 07</b>	10
polar white glossy	<b>9 1828 09</b>	10
black matt	<b>9 1828 05</b>	10
granite black, silk matt, lacquered	<b>9 1828 45</b>	10
chrome glossy, galvanised	<b>9 1828 18</b>	10
chrome matt, galvanised	<b>9 1828 28</b>	10

**IP44 applications**



Marked items are only suitable for splash-protected IP44 flush-mounted installation when used in conjunction with the corresponding sealing accessories and Berker Integro module insert.



**Frame with imprint "IP44"**

▶ 214

Not suitable for switches/push-buttons with split rocker.

- without sealing
- for water-proof covering of rocker switches/rocker push-buttons

Suitable for	Order no.	Page
Rocker switch		from p. 54
Rocker push-button		from p. 58
Sealing for IP44 applications		from p. 90

Design	Order no.	PU
brown matt	<b>9 1827 91</b>	10
grey glossy	<b>9 1827 97</b>	10
polar white glossy	<b>9 1827 99</b>	10
black matt	<b>9 1827 95</b>	10



**Frame with hinged cover and imprint "IP44"**

▶ 214

- without sealing
- for waterproof covering of socket outlets

Suitable for	Order no.	Page
SCHUKO socket outlets		from p. 22
SCHUKO socket outlets with "SNAP IN"		from p. 29
Socket outlets with earthing pin		from p. 41
Sealing for IP44 applications		from p. 90
Sealing IP44 for socket outlets with insulation-piercing terminals		from p. 91

Design	Order no.	PU
grey glossy	<b>8 1828 97</b>	200
polar white glossy	<b>8 1828 99</b>	200
black matt	<b>8 1828 95</b>	200
brown matt	<b>9 1828 91</b>	10
grey glossy	<b>9 1828 97</b>	10
polar white glossy	<b>9 1828 99</b>	10
black matt	<b>9 1828 95</b>	10
red glossy	<b>9 1828 86</b>	10
green glossy	<b>9 1828 90</b>	10
orange glossy	<b>9 1828 94</b>	10






Frame with hinged cover and imprint "IP44", screw-on

- without sealing
- for waterproof covering of socket outlets

Suitable for	Order no.	Page
SCHUKO socket outlets		from p. 22
Socket outlets with earthing pin		from p. 41
Sealing for IP 44 applications		from p. 90
Design	Order no.	PU
black matt	<b>8 1828 75</b>	200
brown matt	<b>9 1828 71</b>	10
grey glossy	<b>9 1828 77</b>	10
polar white glossy	<b>9 1828 79</b>	10
black matt	<b>9 1828 75</b>	10



**Sealing for IP44 applications**

Material thickness 2.5 mm  
Cut-out Ø 46.5 mm

**New sealing material:**  
Cellular rubber, closed cell (EPDM-S), permanently elastic whilst also higher strength. For optimum sealing effect and improved material behaviour during installation.

Caution!

Not suitable for socket outlets with insulation-piercing terminals.

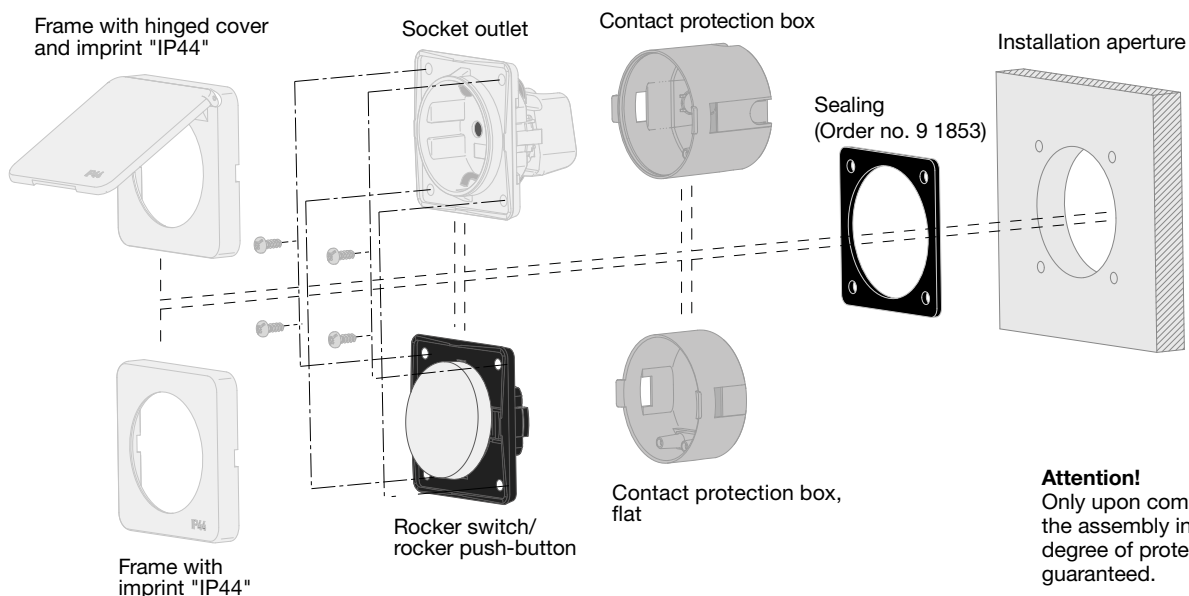
Not suitable for switches/push-buttons with split rocker.

- for SCHUKO socket outlets and socket outlets with earthing pin (frame with hinged cover "IP 44" and contact protection box required!)
- for rocker switch/rocker push-button (frame IP 44 and contact protection box required!)


Suitable for	Order no.	Page
SCHUKO socket outlets with plug-in terminals		from p. 22
SCHUKO socket outlets with screw terminals		from p. 23
Socket outlets with earthing pin and screw terminals		from p. 41
Rocker switch		from p. 54
Rocker push-button		from p. 58
Frame with imprint "IP44"		from p. 89
Frame with hinged cover and imprint "IP44"		from p. 89

Design	Order no.	PU
black	<b>8 1853</b>	200
black	<b>9 1853</b>	10

**Assembly instructions of IP44 covers**



**Attention!**  
Only upon compliance with the assembly instructions the degree of protection IP44 is guaranteed.



**Sealing IP44 for socket outlets with insulation-piercing terminals**

Material thickness 2.5 mm  
Cut-out Ø 41 mm

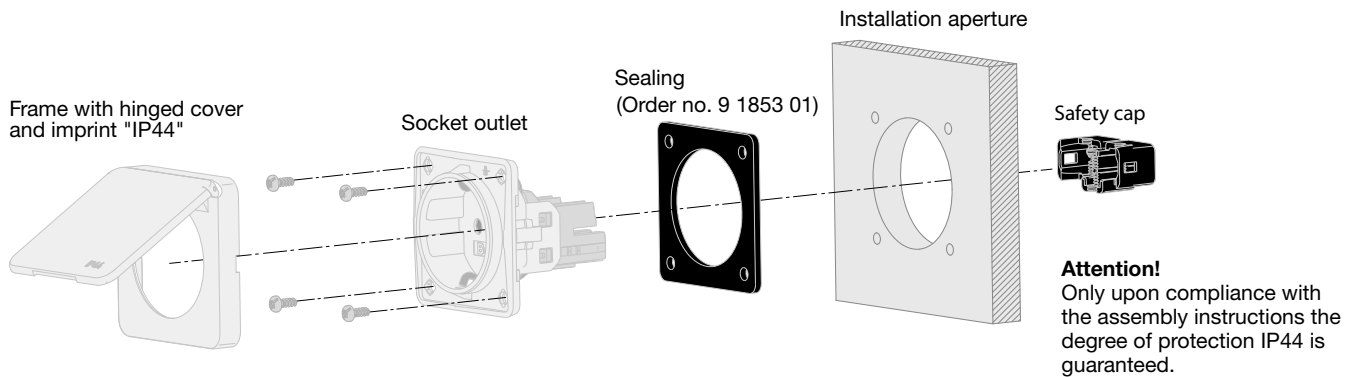
Sealing material:  
Cellular rubber, closed cell (EPDM-S), permanently elastic whilst also higher strength. For optimum sealing effect and improved material behaviour during installation.

- for SCHUKO socket outlets with insulation-piercing terminals (frame with hinged cover "IP44" required!)
- for socket outlets with earthing pin and insulation-piercing terminals (frame with hinged cover "IP44" required!)

Suitable for	Order no.	Page
SCHUKO socket outlets with insulation-piercing terminals		from p. 24
Socket outlets with earthing pin and insulation-piercing terminals		from p. 42
Frame with hinged cover and imprint "IP44"		from p. 89
Design	Order no.	PU
black	★ 8 1853 01	200
black	★ 9 1853 01	10

**Assembly instructions for IP44 socket outlets with insulation-piercing terminals**

Not suitable for contact protection boxes!



Berker Integro  
Design Classic

**Surface-mounted housing**



**Surface-mounted housing high**

Dimensions (W x H x D) 59.5 x 59.5 x 41 mm

- with cable entry
- for mounting on combustible base surface
- to built-on installation of devices

Suitable for	Order no.	Page
Wire and duct entry	1813 ..	66
Design	Order no.	PU

**without strain relief**

brown glossy	9 1151 01	10
grey glossy	9 1151 07	10
polar white glossy	9 1151 09	10
black glossy	9 1151 05	10



### Surface-mounted housing flat

▶ 214

Design	Order no.	PU
Dimensions (W x H x D)	59.5 x 59.5 x 16 mm	– for mounting on combustible base surface – to built-on installation of switches and push-buttons
<b>without strain relief</b>		
brown glossy	9 1152 21	10
grey glossy	9 1152 27	10
polar white glossy	9 1152 29	10
black glossy	9 1152 25	10
<b>with 1 strain relief</b>		
polar white glossy	8 1152 59	200
<b>with 2 strain reliefs</b>		
polar white glossy	9 1152 59	10
black glossy	9 1152 55	10
polar white glossy	9 1152 69	10
black glossy	9 1152 65	10



### Surface-mounted spacer ring

▶ 214

Design	Order no.	PU
Dimensions (W x H x D)	59.5 x 59.5 x 10 mm	– for the reduction of the installation depth of the devices and surf.-mount. of switches and push-b.
brown matt	9 1825 11	10
grey matt	9 1825 06	10
polar white matt	9 1825 12	10
black matt	9 1825 15	10